



Academic Analytics' **Faculty Insight** is a search tool that enables scholars to find targeted funding opportunities, awards, and potential collaborators, both nationally and at our institution.

LOG IN TO FACULTY INSIGHT:

<https://insight.discovery.academicanalytics.com/umbc>



Guide adapted for UMBC with permission from the University of Nevada, Las Vegas and Academic Analytics.

Accessing the Tool

Access the tool from the Academic Analytics Portal, by clicking on the **Launch Tool** link in the **Faculty Insight** section.

The screenshot shows the Academic Analytics Portal for the University of Nevada, Las Vegas. The navigation bar includes 'Benchmarking', 'Research Insight', 'Analysis On Demand', and 'Alumni Insight'. The main content area is titled 'Strategic Tools' and contains several tool cards. The 'Faculty Insight' card is highlighted with a red border and a blue arrow pointing to it from the right. The card for 'Faculty Insight' includes the text: 'Give scholars control over their pre-populated profile.' and a 'LAUNCH TOOL' button.

Faculty Insight
Click the LAUNCH TOOL link to begin.





My Profile

All users have a profile in the **Faculty Insight** tool. You can access your profile by selecting the **My Profile** tab. Scholar profile pages include **Research Profile**, **Works**, **Timeline**, **Related Terms and People**, and **Collaborations** tabs. These are displayed to individuals who search for you using the **Faculty Insight** tool.

LOG IN TO FACULTY INSIGHT:

<https://insight.discovery.academicanalytics.com/umbc>



Guide adapted for UMBC with permission from the University of Nevada, Las Vegas and Academic Analytics.

Research Profile

This tab summarizes your research interests and keywords.

Timeline

View your works based on when they were published, beginning with the most relevant.

Collaborations

Find a graphic of your collaborations with other scholars, frequency of collaborations, and details of collaborations. Click on any connection to learn more.



Works

In order to provide a complete record of your works, the scholarly works information comes from an API integration with UMBC and Academic Analytics sources. You can see the source of each work, choose which works are displayed publicly, and report any issues.

Related Terms and People

View a word cloud consisting of key words and research interests that you have entered on your profile. Under **Related Scholars**, find a list of internal and external scholars in the U.S. who are doing work in similar areas.





My Profile

The **My Profile** page also has tabs for **Suggested Funding** and **Suggested Honoric Awards** that are only viewable to you.

Suggested Funding


Click the **Suggested Funding** tab to see a list of funding opportunities that are suggested for you based on shared keywords between you and the funding opportunity.

Suggested Awards

Click the **Suggested Awards** tab to see a list of honorific awards that you could be nominated for. These suggestions are based on Academic Analytics' calculated *Suitability Index*.

LOG IN TO FACULTY INSIGHT:

<https://insight.discovery.academicanalytics.com/umbc>



Guide adapted for UMBC with permission from the University of Nevada, Las Vegas and Academic Analytics.





You are able to customize the information displayed on your **Research Profile** including your **Preferred Name**, **Research Summary**, **Research Interests**, and **Research Keywords**. Some keywords are autogenerated based on one's research work titles and abstracts.

LOG IN TO FACULTY INSIGHT:

<https://insight.discovery.academicanalytics.com/umbc>



Guide adapted for UMBC with permission from the University of Nevada, Las Vegas and Academic Analytics.

Editing Your Profile

To make edits to your profile, begin by clicking on **User Settings** in the top right corner of the **Faculty Insight** tool. From the dropdown menu, click the **Edit Profile** option. If you make any changes, remember to click the **Save** button.

Research Summary

In the **Research Summary** text field, enter a self-generated short summary of your academic work.

Research Interests

Click the **+ Add research interest** button to self-populate your profile with your research interests.

Research Keywords

Use the **keyword types** dropdown to view, add, and remove keywords.

Save

Save any changes you've made by clicking the **Save** button.

Save Clear

Home / Edit Profile

Edit Profile

Please update your profile to help yourself, and others, get the most out of Faculty Insight. Research Interests and Research Keywords factor into your recommendations and discoverability within Faculty Insight. All content will appear on your institution's Academic Analytics External Discovery Site if it has one.

Preferred Name ⓘ

Current Name: JANET S DUFEK [Edit](#)

Research Summary

Enter a short, plain-text paragraph that describes your academic work.

Research Summary...

Research Interests

Enter broad areas of academic interest (e.g. "macular degeneration," "medieval literature").

[+ Add research interest](#)

Research Keywords

Keywords are intended to be narrow terms associated with broad research areas (e.g. "drusen," "Beowulf"). You can add your own and remove generated keywords. Keywords are utilized to produce related scholars as well as suggested funding opportunities. Additionally, if your institution licenses an external discovery site, these terms will be shown to public users who may view your profile.

● Aca Keywords ● Self-entered Keywords

landing running gait strike lt bw vjl retraining extremity wetsuit grf landings accommodation height vjr foot walking shoe stl vertical during attenuation children jump weight

Select keyword types from the dropdown to view/add keywords and review/reinstate removed keywords.

0 Selected ▼





Begin your search by clicking on the **Search** tab from the **Home** page. You can search by *Research Topic*, the default setting, or by *Scholar Name*.

Searching by Research Topic

Use the **Research Topic** search to find scholars, funding opportunities, collaborative networks, and recent activity of UMBC colleagues. Click the **Include National Data** checkbox within any search, at any level, to return national data. This information populated from these searches can be filtered, sorted, and downloaded.

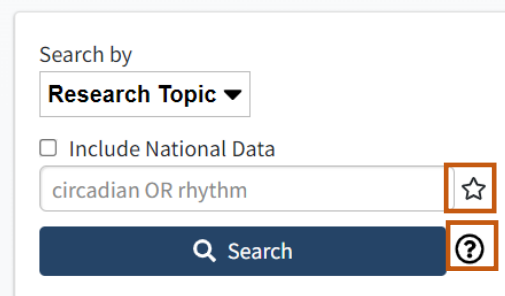
From the **Search by** dropdown list, select **Research Topic**. In the search textbox, type a research topic/keyword or area of interest. When finished, click the **Search** button. This search textbox performs Boolean searches. Click the help icon next to the **Search** button to learn about the Boolean Search syntax options.

Additionally, you can click the star icon next to the search textbox to save your search query. These saved search queries can be found by clicking on the **User Settings** dropdown and selecting **Saved Searches**.

Browse All

Use the **Awards** search to browse honorific awards from national societies. Searches can be filtered and award opportunities can be saved for future reference.

Use the **Funding Opportunities** search to browse all funding opportunities. Results can be filtered by deadline, amount, location, submission type, sponsors, funding type, and more. These can also be saved for future reference.

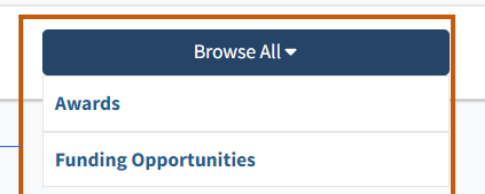


Save Your Search

Click the star icon to save your search query.

Boolean Search Syntax

Click the help icon to learn more about how the Boolean Search feature works



LOG IN TO FACULTY INSIGHT:

<https://insight.discovery.academicanalytics.com/umbc>



Guide adapted for UMBC with permission from the University of Nevada, Las Vegas and Academic Analytics.





Searching by Research Topic

Based on the research topic you entered into the search field, the **Scholars**, **Funding**, **Networks**, and **Recent Activity** tabs will be populated with the relevant information related to your search.

LOG IN TO FACULTY INSIGHT:

<https://insight.discovery.academicanalytics.com/umbc>



Guide adapted for UMBC with permission from the University of Nevada, Las Vegas and Academic Analytics.

Scholars

This tab will populate scholars within the research topic criteria. From here you can view scholars by institutions, academic units, related collaborations, and related works.

Funding

Click this tab to locate (and be directed to) funding opportunities within the research topic criteria. From here you can sort by deadline, title, sponsor and amount.

Networks

This tab will display a network web of collaborators within your search criteria. It will also indicate the type of faculty (UMBC or external), frequency of collaborations, and whether the collaborations were articles, books, conference proceedings, grants, patents, or presentations. You can click on any name to see more details.

The screenshot shows the Faculty Insight tool interface. At the top, there's a dark blue header with 'Faculty Insight' and 'User Settings'. Below the header, there are navigation links: 'Search', 'My Profile', and 'Help'. The main content area has a search bar with 'gait' entered and a 'Search' button. To the right of the search bar are tabs for 'SCHOLARS', 'FUNDING', 'NETWORKS', and 'RECENT ACTIVITY'. The 'SCHOLARS' tab is active, showing a table of results. The table has columns for 'Inst', 'Unit', 'Name', 'Related Collaborations', 'Related Works', 'Deg. Yr.', and 'Save'. Two results are visible:

Inst	Unit	Name	Related Collaborations	Related Works	Deg. Yr.	Save
UNLV	Kine.	JANET S DUFEK Kinesiology and Nutrition Sciences, Department of	9	19	1988	☆
UNLV	Phys.	MERRILL LANDERS Physical Therapy, Department of	5	11	2012	☆

Recent Activity

Click on this tab to view recent activity within your search criteria. These results are provided by date and type of work (article, grant, patent, etc.)





Searching by Scholar Name

Based on the scholar name you entered into the search field, you can click on the name of the scholar to see their basic profile information, including their institution and department. The **Research Profile**, **Works**, **Timeline**, and **Related Terms and People** tabs will be populated with the relevant information related to your search.

LOG IN TO FACULTY INSIGHT:

<https://insight.discovery.academicanalytics.com/umbc>



Guide adapted for UMBC with permission from the University of Nevada, Las Vegas and Academic Analytics.

Research Profile

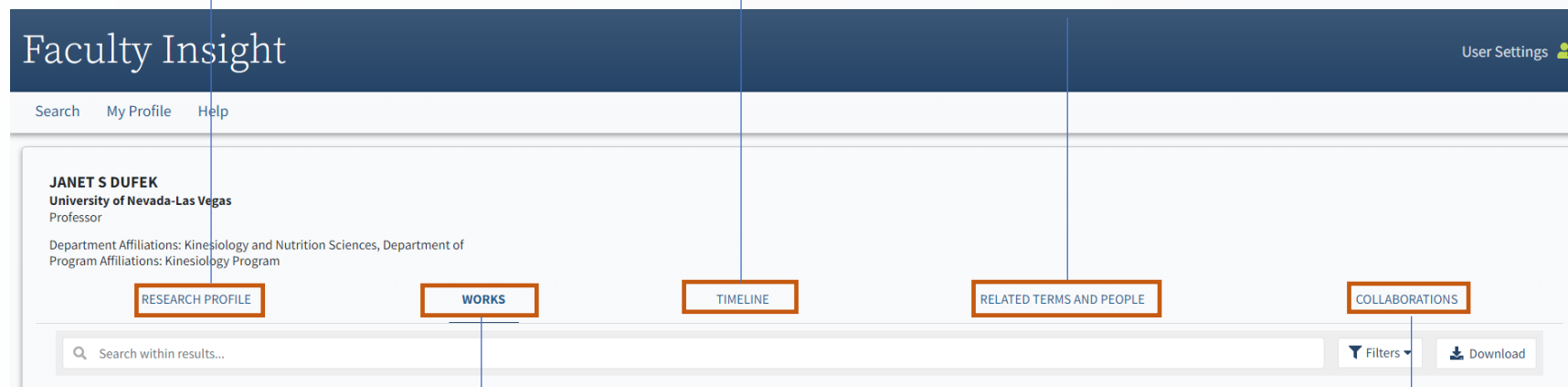
This tab summarizes the scholar's research interests and keywords.

Timeline

Here you can see the scholar's works based on when they were published, beginning with the most relevant.

Related Terms and People

Under **Research Keywords**, view a word cloud that includes self-entered key words, and terms generated based on the scholar's declared research interests. Under **Related Scholars**, find a list of scholars from other PhD-granting institutions in the U.S. doing work in the areas related to the scholar's key terms.



Works

This tab includes journal articles, awards, book chapters, books, clinical trials, conference proceedings, grants, and patents.

Collaborators

Find a graphic of the scholar's internal and external collaborations with other internal or external scholars, frequency of collaborations, and the details of the collaboration. Click on any connection to learn more.





Begin your search by clicking on the **Search** tab from the **Home** page. Instead of *Research Topic*, which is the default setting, search by *Scholar Name*.

LOG IN TO FACULTY INSIGHT:

<https://insight.discovery.academicanalytics.com/umbc>



Guide adapted for UMBC with permission from the University of Nevada, Las Vegas and Academic Analytics.

Searching by Scholar Name

Use the **Scholar Name** search to find scholars at UMBC. Click the **Include National Data** checkbox within to return national data. The search results will list up to 200 of the highest scoring scholars and can be further filtered by discipline.

From the **Search by** dropdown list, select **Scholar Name**. In the search textbox, type the name of a research scholar. When finished, click the **Search** button. This search textbox performs Boolean searches. Click the help icon next to the **Search** button to learn about the Boolean Search syntax options.

Additionally, you can click the star icon next to the search textbox to save your search query. These saved search queries can be found by clicking on the **User Settings** dropdown and selecting **Saved Searches**.

Browse All

Use the **Awards** search to browse honorific awards from national governing societies. Searches can be filtered and award opportunities can be saved for future reference.

Use the **Funding Opportunities** search to browse all funding opportunities. Results can be filtered by deadline, amount, location, submission type, sponsors, funding type, and more. They can be saved for future reference.

Search by
Scholar Name▼
 Include National Data
 Janet Dufek
 Search

Save Your Search

Click the star icon to save your search query.

Boolean Search Syntax

Click the help icon to learn more about how the Boolean Search feature works.

Browse All ▼
 Awards
 Funding Opportunities

